


# MER3-810-36G3M-P-UV F02

## MERCURY3 Series 8MP CMOS 2.5GigE UV Camera



MER3-810-36G3M-P-UV F02 camera is a UV GigE Vision camera with the Sony "Pregius S" CMOS sensor designed for the wavelength between 200nm to 1100nm. MER3-810-36G3M-P-UV is capable of 2.5Gbit/s maximum transfer data rate, and has opto-isolated I/Os that adapt to specific needs. Four-side mounting holes provide maximum installation flexibility for camera. Thanks to the extremely compact (29mm × 29mm), robust metal housings and locking screw connectors, the MERCURY3 cameras can secure the reliability of cameras deployed in harsh environments.

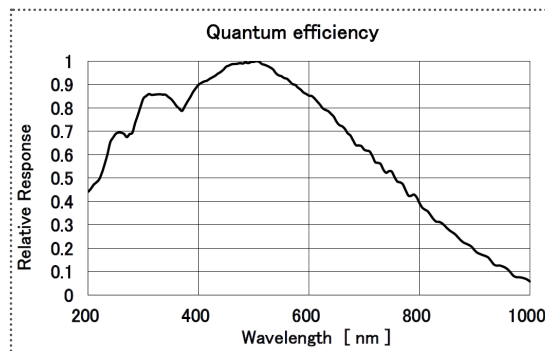
### Applications

Suitable for defect inspection, discharge inspection, recycle industry, printing industry, life science and so on.

### Features

- The Sequencer Control supports multiple sets of parameters configuration
- Binning, Decimation, Gamma, Digital Shift and Black Level
- Burst Acquisition
- Timer, Counter, LUTs and User Set Control

### Spectral Response\*



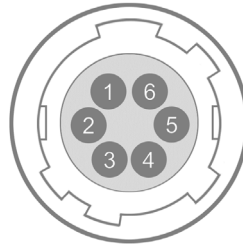
\*IMX487 is designed to have best performance at UV wavelength from 200nm~400nm. While the sensor is capable of sensing light beyond 400nm, visible light performance is not guaranteed.

\*UV-ray may cause damage to the image sensor device, so customer need to evaluate lifetime under each own light source conditions and confirm the lifetime design.

## Specifications

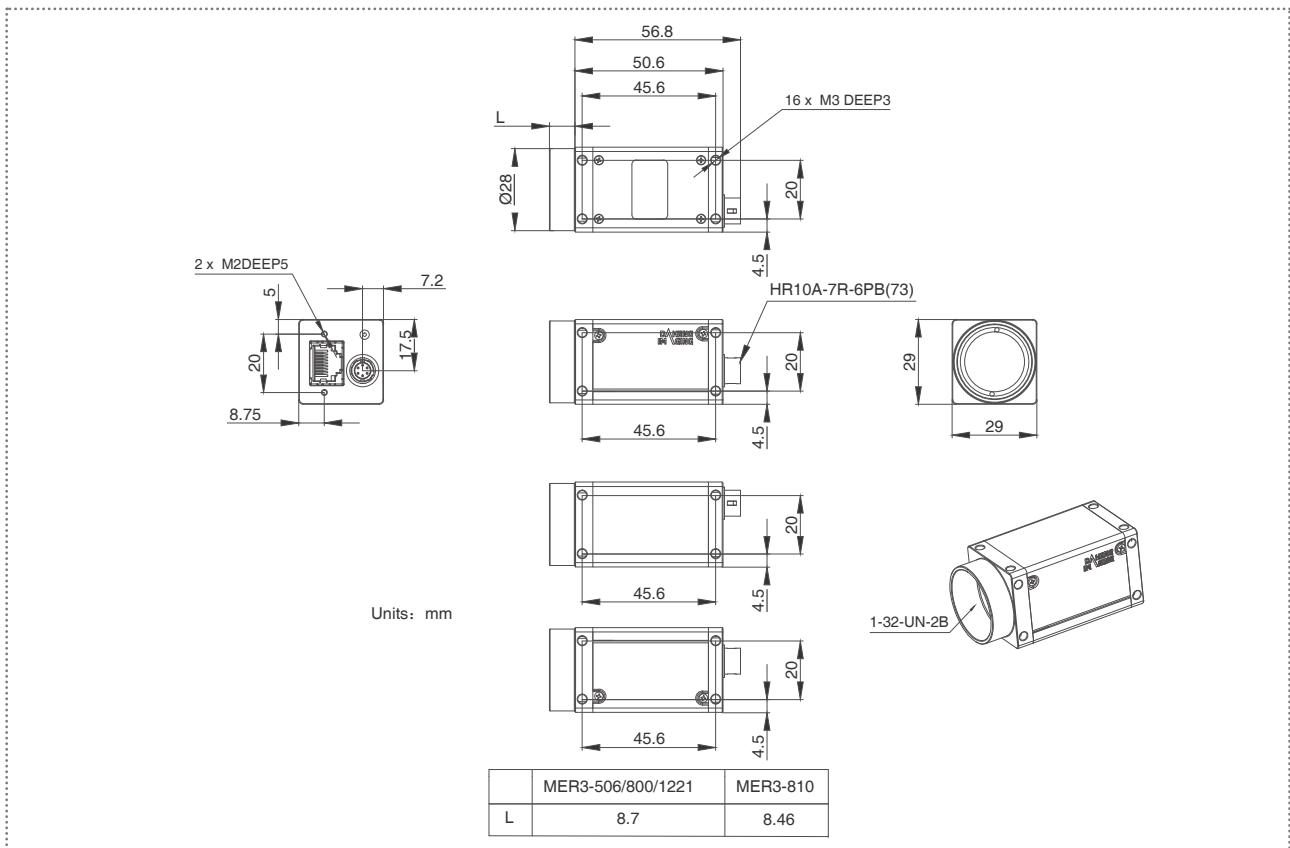
Model	MER3-810-36G3M-P-UV F02
Resolution	2856(H) × 2848(V)
Sensor	Sony IMX487 Global shutter CMOS
Sensor Format	2/3"
Pixel Size	2.74μm × 2.74μm
Frame Rate	36.13 fps (Max. frame rate: 34.55fps @ Acquisition Burst Mode)
ADC	12 bit
Pixel Bit Depth	8 bit, 12 bit
Mono/Color	Mono, UV
Pixel Formats	Mono8 / Mono12
SNR	39.77 dB
Exposure Time	UltraShort: 1μs~2.4μs, Actual Steps: 0.1μs Standard: 3μs~20μs, Actual Steps: 1μs; 21μs~1s, Actual Steps: 1 row period
Gain	0dB ~ 16dB, Default: 0dB, Steps: 0.1dB
Binning	Sensor: 1×1, 2×2
Decimation	Sensor: 1×1, 2×2
Synchronization	Hardware trigger, software trigger
Acquisition Mode	Single frame, Continuous, Software trigger, Hardware trigger
Reverse X/Y	Reverse X/Y
I/O Interface	1 input with opto-isolated, 2 programmable GPIOs
Data Interface	GigE PoE
Power Supply	PoE (Power over Ethernet, IEEE802.3af compliant) or 12VDC-10% ~ 24VDC+10%
Power Consumption	< 4.73 W @ 12V / PoE
Operating Temp.	0°C ~ +50°C
Storage Temp.	-20°C ~ +70°C
Operating Humidity	10% ~ 80%
Lens Mount	C
Filters / Transparent Glass	-
Dimensions	29(W) × 29(H) × 50.6(L) mm (without lens adapter or connectors)
Weight	69 g
Software	3rd-party software such as HALCON, VisionPro and LabVIEW
OS	32bit / 64bit Windows, Linux, Mac OS
Conformity	CE, RoHS, GigE Vision®, GenICam®

I/O Interface



Pin	Definition	Description
1	POWER_IN	Camera external power, +12V DC~+24V DC
2	Line0+	Opto-isolated input +
3	Line2	GPIO0 input/output
4	Line3	GPIO1 input/output
5	Line0-	Opto-isolated input -
6	GND	PWR GND & GPIO GND

Technical Drawing



China Daheng Group, Inc. Beijing Image Vision Technology Branch

12F Daheng Science & Technology Tower, No.3 Suzhou Street, Haidian District, Beijing China, 100080

Tel: +86 10 82828878

E-mail: isales@daheng-imaging.com